

ASD 300 MD/HD TH

Technical Documentation

Date of issue: 08 / 2010



ULT 300

Modular system



**clean air,
strong performance**

**ASD-series,
modular air
extraction and
filtration units for
dust and smoke**



Air handling equipment for environmental and health protection


Technical documentation Air extraction and filtration unit



ASD 300 MD/HD TH

Use and application

The **ASD300** is suitable for collecting and filtering dry and non-combustible types of dust contained in non-explosive air mixtures. Any emitted and partially unhealthy **types of dust** ought to be extracted by collecting elements directly at their places of origin and be filtered by the **ASD300**. The combination of the filter stages ensures an effective filtering of the different particle fractions of the dust. Changing the separately filter stages guarantees a longer lifetime for the filters. The precipitation rate of dust is significantly higher than 99 %.



smoke and dusk

Examples

- ⇒ engraving
- ⇒ polishing
- ⇒ abrading
- ⇒ restore / cleaning of works of arts

ULT 300 modular air extraction and filtration unit

mobile unit,
with vacuum and filter modules and cartridge filter system
robust steel housing, powder coated

- filter module RAL 7035, silver grey
- vacuum generator module RAL 7001, light grey



Filter system:

Storage filter system,
filters which are replaced once they are saturated.

Filter technology:

- | | | |
|-----------------------|-----|---|
| (1) pocket pre-filter | | |
| filter class | F9 | fine dust filter according to Din EN 779 |
| (2) filter mat | | |
| filter class | F5 | fine dust filter, according to DIN EN 779 |
| (3) HEPA filter | | |
| filter class | H13 | HEPA filter, according to DIN EN 1822 |

Components:

Air flow controller
stepless adjustment for the suction power,
Loaded particle filter indicator
optical signal shows the particle filter condition,
Interface SUB D9
remote ON/OFF; filter loading 100%; operation status

vacuum module:

High performance blower and turbines with maintenance-free EC-technology.



date of issue: 08 / 2010

Technical documentation

Air extraction and filtration unit




ASD 300 MD/HD TH

ASD 0300.0-aa.bb.11.3013		vacuum modules			
Parameter	unit	MD.14	MD.16	HD.12	HD.13
max. air flow	m³/h	635	900	220	400
max. vacuum	Pa	3.200	3.650	22.000	12.000
nominal capacity	m³/h at Pa	250 / 2.200	250 / 3.500	120 / 12.000	200 / 7.500
	m³/h at Pa	400 / 1.700	400 / 3.200	200 / 3.500	250 / 5.000
motor nominal power	kW	0,4	1,3	1,3	1,3
nominal voltage	V	230	230	230	230
nominal current	A	2,2	10,0	11,0	11,0
frequency	Hz	50 / 60	50 / 60	50 / 60	50 / 60
protection class	IP	54	54	54	54
typ blower		EC-blower	EC-blower	EC-turbine	EC-turbine
noise level (bei 50 - 100%)	dB(A)	52 – 56	65 – 71	60 - 70	60 – 71
with sound absorber(at 50 - 100%)	dB(A)	48 - 51	62 - 65	57 - 67	59 - 68
air flow controller		incl.	incl.	incl.	incl.
loaded filter indicator		incl.	incl.	incl.	incl.
SUB D9 interface		incl.	incl.	incl.	incl.
air intake	Ø	2x Ø 75 mm; optional: further Ø			
	position	on the top or on the rear side			
air outlet		air exhaust louver; optional: exhaust air connection			
	position	on the rear side of the vacuum module			
length	mm	475			
width	mm	625			
height	mm	1016			
weight	kg	approx. 50			
length of power cable	m	3			
filter structure	HFM TH	main filter module			
		filter system: storage filter			
		(1) pocket filter F9-02	ULT 02.1.480		
		(2) filter mat; F5 fine dust filter	ULT 02.1.482		
		(3) particle filter H13	ULT 02.0.484		
additional options:					
sound absorber	(1)	changed depth: 685 mm			
exhaust air connection	(2)	1 x Ø 100 mm			
without extra module	(3)	hose connection on the rear side: 2x Ø 75mm; optional further Ø			
without extra module	(4)	hose connection on the top: 2x Ø 75mm; optional further Ø			
mounting bracket for ALSIDENT-arm	(5)	Alsident-U-Profil S50/75; for max. 2 ALSIDENT arms			



date of issue: 08 / 2010

ASD 300 MD/HD TH



smoke and dust

Functional principle:

At the clean-air side of the filter, a vacuum generator with a high pressure reserve produces a volume flow matched to the respective application.

This volume flow can be individually and infinitely variably regulated. Thus, the polluted air will be reliably extracted.

The **particles** are separated and held back in a multi-stage saturation-type filtering system.

Main filter module TH

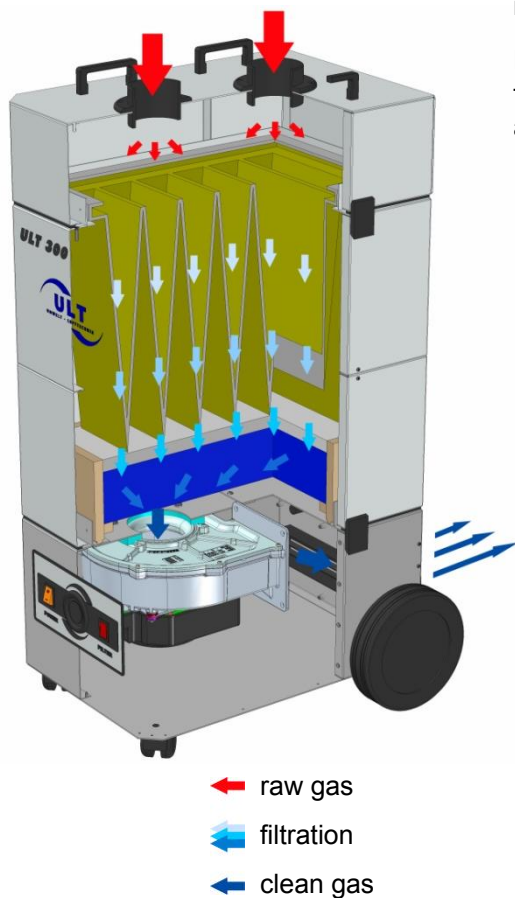
ULT 300 Filter ASD

- | | |
|-----------------------------|------------------|
| (1) pre-filter | pocket filter F9 |
| (2) fine dust filter | filter mat F5 |
| (3) particle filter | HEPA H13 |

This excellent filter efficiency makes it possible to recirculate the **filtered air** and reduce energy costs.

Further additional options can be connected to the unit. These are to be selected according to the respective requirements.

For the extraction and filtration from pollutants varying from this application case, other module combinations are available.

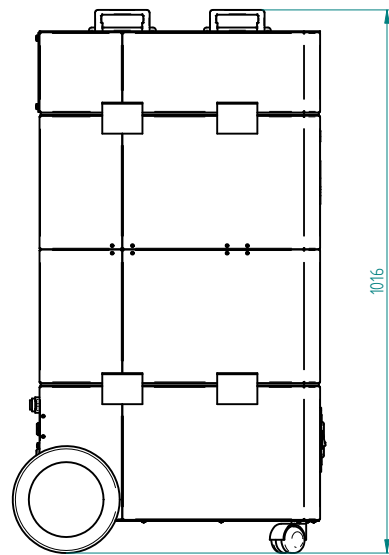
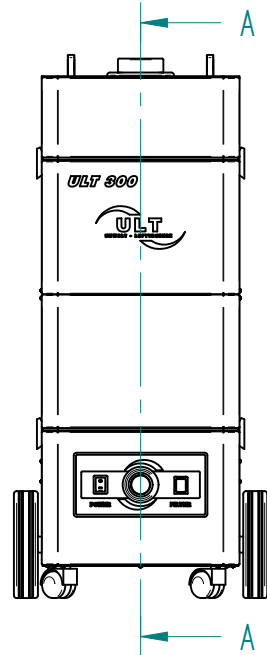


← raw gas

← filtration

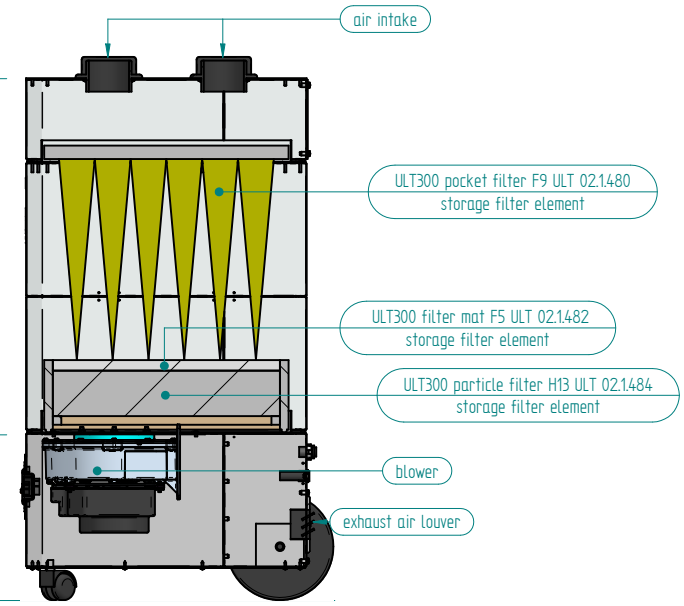
← clean gas

date of issue: 07 / 2010



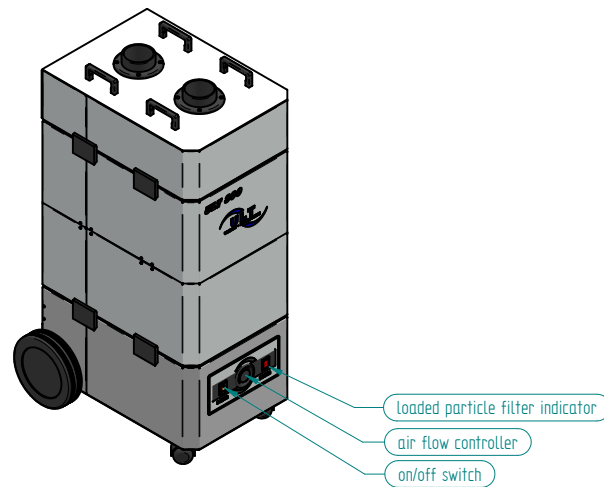
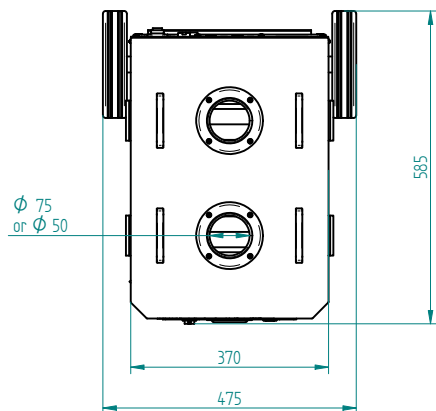
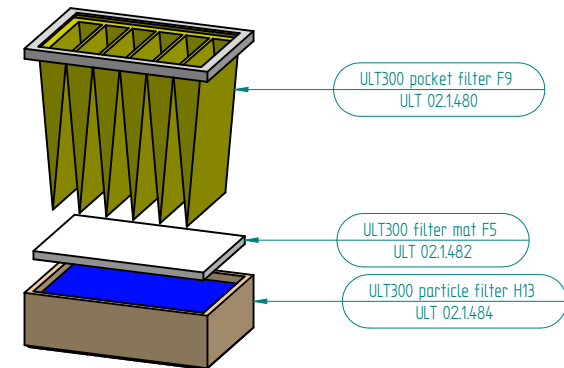
main filter module HFM012

vacuum module



section A-A

individual components



				ULT AG Am Gopelreich 1 D-02708 Lobau		Benennung: ULT 300x TK Gesamtzeichnung	
				2010	Datum	Name	Zeichnungsnummer:
				Bearb.	Z105	R. Schütze	ULT 300_00_002_112
				Ausgabe	Änderung	Tag	Name
							Maßstab: 1 : 10